DIODE TRADING EST

PRODUCT CATALOGUE

UHMWPE Chain Guides

Standard Sizes & Range

24 profile groups | 225 standard sizes

Chain guides • Belt guides • C-profile mounting

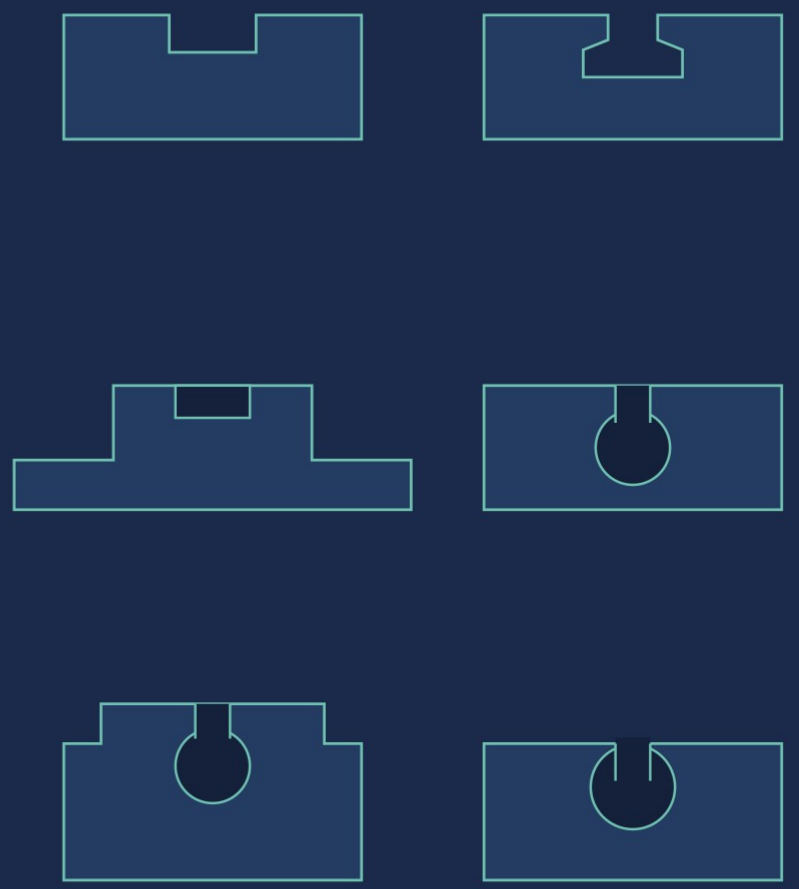

Al Khobar, Saudi Arabia | diode.sa

Contents

About UHMWPE Chain Guides....3

Quick selection guide....4

Straight, Grooved & Wide-Base Chain Guides....5

Series 1 – Straight chain guide....
Series 1-G – Grooved chain guide....6
Series 2 – Wide-base chain guide....7
Series 3 – Double-step chain guide....8

C-Profile Mounting Versions....9

Series 1-C – Straight guide, C-profile mounting....9
Series 1-GC – Grooved guide, C-profile mounting....10
Series 2-C – Wide-base guide, C-profile mounting....11

Pin-Channel Chain Guides (1A / 1B)....12

Series 1A – Pin-channel guide....12
Series 1A-C – Pin-channel guide, C-profile mounting....13
Series 1B – Deep pin-channel guide....14
Series 1B-C – Deep pin-channel guide, C-profile mounting (1-part and 2-part) 15

Heavy-Duty, Tall & Round-Channel Guides....16

Series XA – Tall pin-channel guide, C-profile mounting....16
Series 1D-C – Tall deep-channel guide, C-profile mounting....17
H-Series – Low-profile plate guide, C-profile mounting....18
Series S – Round-channel guide....19
Series S-C1 – Round-channel guide, C-profile mounting....19
Series S-C2 – Tall round-channel guide, C-profile mounting....20
Series S-C3 – Tall round-channel guide (variant), C-profile mounting....20

Belt Guides (Flat, V and Round)....21

Flat-belt guide....21
Flat-belt guide, C-profile mounting....22
V-belt guide....23
V-belt guide, C-profile mounting....24
Round-belt guide....25
Round-belt guide, C-profile mounting....26

Ordering & contact....27

About UHMWPE Chain Guides

UHMWPE (ultra-high-molecular-weight polyethylene) is a tough, self-lubricating engineering plastic. Machined into chain guides, it carries and aligns roller chains and drive belts while protecting both the chain and the machine frame from wear.

Key advantages

- Low coefficient of friction – lower drive power and less chain wear
- Excellent abrasion and wear resistance
- High impact strength, even at low temperature
- Quiet running – dampens noise and vibration
- Negligible moisture absorption – dimensionally stable
- Does not corrode; resists most chemicals
- Electrically and thermally insulating

Typical applications

- Conveyor and packaging lines
- Bottling, canning and food processing
- Roller-chain and belt drives, wear strips and slide rails

Material data

Material	UHMWPE (ultra-high-molecular-weight polyethylene)
Standard colour	Green (natural and other colours on request)
Density (typical)	approx. 0.93 g/cm³
Continuous service temperature (typical)	up to approx. 80 °C
Water absorption	Negligible
Food contact	FDA-compliant grades available on request
Alternative materials	PA6, POM and others on request

Typical values for guidance only. Contact us for a certified datasheet for a specific grade.

How to read the tables

- All dimensions are in millimetres. Drawings are schematic and not to scale.
- B and H are the overall width and height of the guide; b and h (or a, d, e) describe the chain or belt channel.
- In C-profile versions, Bc and Hc are the overall width and height including the mounting rail, and the C-profile column gives the rail code (for example C-2010).
- The number after the series in the type code normally corresponds to the roller-chain size (for example 08 = ISO 08B).
- Standard tolerances and custom profiles are available on request. Please confirm dimensions before ordering.

Quick Selection Guide

Overview of all profile groups. Detailed dimension tables follow in each section.

Profile	Description	Sizes	B (mm)	H (mm)	Mount	Page
Series 1 – Straight chain guide	Plain rectangular guide with a single chain channel.	17	10 – 80	10 – 20	Direct	
Series 1-G – Grooved chain guide	Undercut (T-slot) channel that retains the chain and keeps it from lifting out of the guide.	9	20 – 50	10 – 25	Direct	6
Series 2 – Wide-base chain guide	Stepped profile with a wide mounting base for extra stability and side support.	10	16 – 89	10 – 30	Direct	7
Series 3 – Double-step chain guide	Double-stepped wide base for heavy side loads and large mounting surfaces.	5	35 – 104	10 – 15	Direct	8
Series 1-C – Straight guide, C-profile mounting	Series 1 channel with a base prepared for clip-in C-profile rail mounting (rail not included unless ordered).	15	17 – 38	10 – 25	C-profile	9
Series 1-GC – Grooved guide, C-profile mounting	Grooved (T-slot) channel with C-profile mounting base.	9	20 – 50	14 – 30	C-profile	10
Series 2-C – Wide-base guide, C-profile mounting	Wide-base profile with C-profile mounting base.	6	21.4 – 73	15 – 30	C-profile	11
Series 1A – Pin-channel guide	Round channel with narrow slot opening; wraps the chain rollers for quiet, guided travel.	9	20 – 35	15 – 25	Direct	12
Series 1A-C – Pin-channel guide, C-profile mounting	Series 1A with C-profile mounting base.	10	20 – 33	10 – 20	C-profile	13
Series 1B – Deep pin-channel guide	Taller pin-channel profile for larger chains and higher support.	14	20 – 70	25 – 75	Direct	14
Series 1B-C – Deep pin-channel guide, C-profile mounting (1-part and 2-part)	Series 1B with C-profile mounting base.	14	27 – 59	22.5 – 52	C-profile	15
Series XA – Tall pin-channel guide, C-profile mounting	High-support profile for heavy-duty chain runs, supplied with C-profile mounting base.	5	20 – 38	25 – 50	C-profile	16
Series 1D-C – Tall deep-channel guide, C-profile mounting	Tall version of the deep pin-channel guide for large chain sizes.	14	20 – 70	19.5 – 77.5	C-profile	17
H-Series – Low-profile plate guide, C-profile mounting	Thin low-profile guide strip for tight installations.	10	20 – 60	5 – 20	C-profile	18
Series S – Round-channel guide	Compact block guide with a round channel and slot opening.	5	30 – 65	15 – 35	Direct	19
Series S-C1 – Round-channel guide, C-profile mounting	Series S with C-profile mounting base.	5	30 – 65	15 – 35	C-profile	19
Series S-C2 – Tall round-channel guide, C-profile mounting	Raised round-channel profile with C-profile mounting base.	5	45 – 70	42.5 – 82.5	C-profile	20
Series S-C3 – Tall round-channel guide (variant), C-profile mounting	Alternative raised round-channel profile with C-profile mounting base.	5	27 – 70	32 – 78	C-profile	20
Flat-belt guide	Wide shallow channel for flat belts.	12	24 – 69	12 – 15	Direct	21
Flat-belt guide, C-profile mounting	Flat-belt guide with C-profile mounting base.	12	24 – 69	15 – 28	C-profile	22
V-belt guide	Tapered channel sized to standard V-belt sections.	9	20 – 60	10 – 35	Direct	23
V-belt guide, C-profile mounting	V-belt guide with C-profile mounting base.	9	20 – 60	10 – 35	C-profile	24
Round-belt guide	Semi-circular channel for round belts.	8	20 – 45	10 – 30	Direct	25
Round-belt guide, C-profile mounting	Round-belt guide with C-profile mounting base.	8	20 – 38	10 – 25	C-profile	26

Straight, Grooved & Wide-Base Chain Guides

Standard profiles for roller chains from ISO 04 to ISO 32. Series 1 is the general-purpose choice; Series 1-G retains the chain; Series 2 and 3 add a wider base.

Series 1 – Straight chain guide

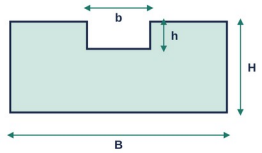

Schematic profile – not to scale

Plain rectangular guide with a single chain channel. The most common profile for light and medium roller chain runs.

Dimensions shown: B, H, b, h (mm)

Material: UHMWPE – other grades and colours on request

Range: 17 standard sizes – from 1 04 1 to 1 32 B 1

Type	B	H	b	h
1 04 1	10	10	2.6	1.0
1 05 B 1	10	10	2.8	1.5
1 05 3 1	15	10	3.8	1.5
1 06 B 1	15	10	5.5	1.5
1 08 1 1	12	10	3.0	1.5
1 08 3 1	15	10	4.7	1.6
1 08 4 1	17	10	4.6	2.0
1 08 5 1	20	10	6.2	2.1
1 08 B 1	20	10	7.5	2.2
1 08 6 1	20	10	6.3	2.6
1 10 B 1	20	15	9.3	2.6
1 12 B 1	25	15	11.2	3.0
1 16 B 1	40	15	16.0	3.5
1 20 B 1	45	15	19.0	4.2
1 24 B 1	60	15	24.7	5.5
1 28 B 1	75	20	30.1	6.8
1 32 B 1	80	20	30.1	7.7

Series 1-G – Grooved chain guide

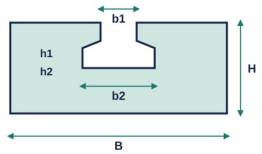

Schematic profile – not to scale

Undercut (T-slot) channel that retains the chain and keeps it from lifting out of the guide.

Dimensions shown: B, H, b1, b2, h1, h2 (mm)

Material: UHMWPE – other grades and colours on request

Range: 9 standard sizes – from 1G 06 B 1 to 1G 20 B 1

Type	B	H	b1	b2	h1	h2
1G 06 B 1	20	10	3.8	13.0	1.1	2.6
1G 08 3 1	20	10	3.0	12.4	1.4	3.0
1G 08 5 1	22	10	4.5	15.1	1.6	3.8
1G 08 B 1	25	15	5.7	16.3	1.6	3.8
1G 08 6 1	25	15	4.1	16.1	2.1	4.7
1G 10 B 1	28	15	7.4	19.2	2.1	4.7
1G 12 B 1	30	20	9.2	21.8	2.8	5.2
1G 16 B 1	42	25	16.0	33.8	3.3	6.3
1G 20 B 1	50	25	16.0	40.0	4.0	8.2

Series 2 – Wide-base chain guide

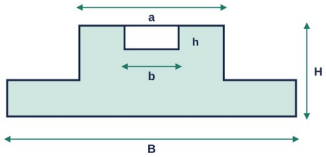

Schematic profile – not to scale

Stepped profile with a wide mounting base for extra stability and side support.

Dimensions shown: B, H, a, b, h (mm)

Material: UHMWPE – other grades and colours on request

Range: 10 standard sizes – from 2 05 B 2 to 2 32 B 2

Type	B	H	a	b	h
2 05 B 2	16	10	3.1	2.8	1.5
2 06 B 2	25	10	5.1	5.5	1.5
2 08 B 2	35	10	6.5	7.5	2.2
2 10 B 2	40	10	7.4	9.3	2.6
2 12 B 2	45	10	8.4	11.2	3.0
2 16 B 2	48	15	15.4	16.0	3.5
2 20 B 2	55	15	17.4	19.0	4.2
2 24 B 2	72	20	23.4	24.7	5.5
2 28 B 2	89	25	29.1	30.1	6.8
2 32 B 2	88	30	28.1	30.1	7.7

Series 3 – Double-step chain guide

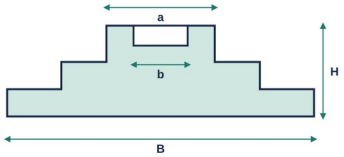

Schematic profile – not to scale

Double-stepped wide base for heavy side loads and large mounting surfaces.

Dimensions shown: B, H, a, b, e, h (mm)

Material: UHMWPE – other grades and colours on request

Range: 5 standard sizes – from 3 06 B 3 to 3 16 B 3

Type	B	H	a	b	e	h
3 06 B 3	35	10	5.1	5.5	4.2	1.5
3 08 B 3	44	10	6.5	7.4	4.4	2.2
3 10 B 3	53	10	7.4	9.2	5.3	2.6
3 12 B 3	62	10	8.4	11.2	5.9	3.0
3 16 B 3	104	15	15.4	16.0	11.9	3.5

C-Profile Mounting Versions

Same channel profiles as the A-range, with the base prepared to clip onto an aluminium or steel C-profile rail for fast, tool-light installation.

Series 1-C – Straight guide, C-profile mounting

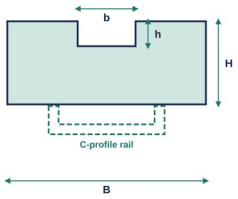

Schematic profile – not to scale

Series 1 channel with a base prepared for clip-in C-profile rail mounting (rail not included unless ordered).

Dimensions shown: B, Bc, H, Hc, b, h, f (mm)

Material: UHMWPE – other grades and colours on request

Range: 15 standard sizes – from 1 08 3 1 CA to 1 32 B 1 CO

C-profile: the mounting rail code (e.g. C-2010) is listed per size; Bc/Hc are the overall width and height including the C-profile.

Type	B	Bc	H	Hc	b	h	f	C-profile
1 08 3 1 CA	20	24	10	11	4.7	1.6	22	C-2452
1 08 3 1 CB	17	20	15	17	4.7	1.6	17	C-2010
1 08 4 1 CC	20	20	10	15	6.2	2.1	17	C-2010
1 08 B 1 CD	20	20	10	15	7.5	2.2	17	C-2010
1 08 5 1 CE	17	20	15	17	6.2	2.1	17	C-2010
1 08 B 1 CF	17	20	15	17	7.5	2.2	17	C-2010
1 08 6 1 CG	17	20	15	17	6.3	2.6	17	C-2010
1 10 B 1 CH	17	20	15	17	9.3	2.6	17	C-2010
1 12 B 1 CI	20	20	15	17	11.3	3.0	17	C-2010
1 12 B 1 CJ	24	28	15	18	11.3	3.0	24	C-2812
1 16 B 1 CK	24	28	15	18	16.0	3.5	24	C-2812
1 20 B 1 CL	28	28	15	18	19.0	4.2	24	C-2812
1 24 B 1 CM	33	38	25	30	24.7	5.5	33	C-3818
1 28 B 1 CN	38	38	25	30	30.1	6.8	33	C-3818
1 32 B 1 CO	38	38	25	30	30.1	7.7	33	C-3818

Series 1-GC – Grooved guide, C-profile mounting

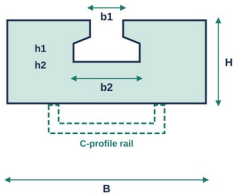

Schematic profile – not to scale

Grooved (T-slot) channel with C-profile mounting base.

Dimensions shown: B, Bc, H, Hc, b1, b2, h1, h2, f (mm)

Material: UHMWPE – other grades and colours on request

Range: 9 standard sizes – from 1G 06 B 1 C to 1G 20 B 1 C

C-profile: the mounting rail code (e.g. C-2010) is listed per size; Bc/Hc are the overall width and height including the C-profile.

Type	B	Bc	H	Hc	b1	b2	h1	h2	f	C-profile
1G 06 B 1 C	20	20	14	17	3.8	13.0	1.1	2.6	17	C-2010
1G 08 3 1 C	20	20	14	17	3.0	12.4	1.4	3.0	17	C-2010
1G 08 5 1 C	22	20	14	17	4.5	15.1	1.6	3.8	17	C-2010
1G 08 B 1 C	25	20	16	20	5.7	16.3	1.6	3.8	17	C-2010
1G 08 6 1 C	25	20	16	20	4.1	16.1	2.1	4.7	17	C-2010
1G 10 B 1 C	28	28	16	20	7.4	19.2	2.1	4.7	24	C-2812
1G 12 B 1 C	30	28	18	22	9.2	21.8	2.8	5.2	24	C-2812
1G 16 B 1 C	42	38	25	30	16.0	33.8	3.3	6.3	33	C-3818
1G 20 B 1 C	50	38	30	35	16.8	40.0	4.0	8.2	33	C-3818

Series 2-C – Wide-base guide, C-profile mounting

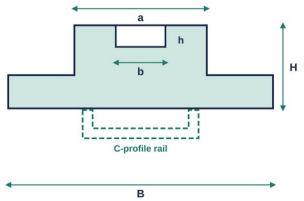

Schematic profile – not to scale

Wide-base profile with C-profile mounting base.

Dimensions shown: B, Bc, H, Hc, a, b, h, f (mm)

Material: UHMWPE – other grades and colours on request

Range: 6 standard sizes – from 2C 08 B 2 C to 2C 24 B 2 C

C-profile: the mounting rail code (e.g. C-2010) is listed per size; Bc/Hc are the overall width and height including the C-profile.

Type	B	Bc	H	Hc	a	b	h	f	C-profile
2C 08 B 2 C	21.4	20	15	17	6.4	7.5	2.2	17	C-2010
2C 10 B 2 C	25.9	20	15	17	7.3	9.3	2.6	17	C-2010
2C 12 B 2 C	30.5	28	15	20	8.1	11.2	3.0	24	C-2812
2C 16 B 2 C	48.3	38	20	27	15.3	16.0	3.5	33	C-3818
2C 20 B 2 C	55.3	60	25	30	17.3	19.0	4.2	55	C-6020
2C 24 B 2 C	73	60	30	35	23.6	24.7	5.5	55	C-6020

Pin-Channel Chain Guides (1A / 1B)

Round channel with a narrow slot that wraps the chain rollers. Choose 1B where extra height and support are needed.

Series 1A – Pin-channel guide

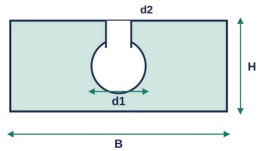

Schematic profile – not to scale

Round channel with narrow slot opening; wraps the chain rollers for quiet, guided travel.

Dimensions shown: B, H, d1, d2, h1, h2 (mm)

Material: UHMWPE – other grades and colours on request

Range: 9 standard sizes – from 1a 05 3 1 to 1a 16 B 1

Type	B	H	d1	d2	h1	h2
1a 05 3 1	20	15	9.2	3.7	2.8	4.1
1a 06 B 1	20	15	9.2	3.7	2.8	4.2
1a 08 3 1	20	15	10.7	4.0	2.3	3.4
1a 08 4 1	20	15	11.7	4.4	3.2	4.7
1a 08 5 1	25	15	12.7	4.9	3.5	4.8
1a 08 B 1	25	15	12.7	4.9	3.5	4.8
1a 10 B 1	25	15	15.2	5.5	3.6	5.2
1a 12 B 1	25	20	16.7	6.2	3.9	5.7
1a 16 B 1	35	25	24.4	8.9	8.4	9.9

Series 1A-C – Pin-channel guide, C-profile mounting

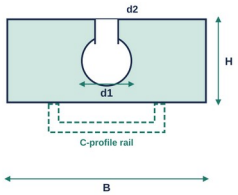

Schematic profile – not to scale

Series 1A with C-profile mounting base.

Dimensions shown: B, Bc, H, Hc, d1, d2, h1, h2, f (mm)

Material: UHMWPE – other grades and colours on request

Range: 10 standard sizes – from 1a 05 B 1 C to 1a 16 B 1 C

C-profile: the mounting rail code (e.g. C-2010) is listed per size; Bc/Hc are the overall width and height including the C-profile.

Type	B	Bc	H	Hc	d1	d2	h1	h2	f	C-profile
1a 05 B 1 C	20	20	10	16	9.2	3.7	2.8	4.1	17	C-2010
1a 06 B 1 C	20	20	10	16	9.2	3.7	2.8	4.2	17	C-2010
1a 08 3 1 C	20	20	10	16	10.7	4.0	2.3	3.4	17	C-2010
1a 08 4 1 C	20	20	10	16	11.7	4.4	3.2	4.7	17	C-2010
1a 08 5 1 C	20	20	10	16	12.7	4.9	3.5	4.8	17	C-2010
1a 08 B 1 C	24	20	12	18	12.7	4.9	3.5	4.8	17	C-2010
1a 08 6 1 C	24	20	12	18	15.2	5.5	3.6	5.2	17	C-2010
1a 10 B 1 C	24	28	12	18	15.2	5.5	3.6	5.2	24	C-2812
1a 12 B 1 C	24	28	12	18	16.7	6.2	3.9	5.7	24	C-2812
1a 16 B 1 C	33	38	20	30	24.4	8.9	8.4	9.9	33	C-3818

Series 1B – Deep pin-channel guide

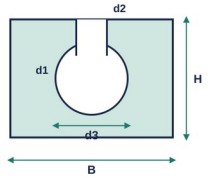

Schematic profile – not to scale

Taller pin-channel profile for larger chains and higher support. Available as a single piece or a two-part assembly.

Dimensions shown: B, H, d1, d2, d3, h1, h2, h3 (mm)

Material: UHMWPE – other grades and colours on request

Range: 14 standard sizes – from 1b 05 3 1 to 1b 32 B 1

Type	B	H	d1	d2	d3	h1	h2	h3
1b 05 3 1	20	25	6.6	4	9.3	3.8	5.8	6.8
1b 06 B 1	20	25	6.6	4	9.3	5.6	8.7	9.9
1b 08 3 1	20	25	8.0	4	10.8	4.7	7.4	8.3
1b 08 4 1	24	30	8.0	5	11.8	6.3	9.8	11.2
1b 08 5 1	24	30	8.7	5	12.8	6.3	10.2	11.3
1b 08 B 1	24	30	8.7	5	12.8	7.6	11.5	12.7
1b 08 6 1	30	30	10.4	6	15.4	6.3	10.3	11.7
1b 10 B 1	30	35	10.4	6	15.4	9.5	13.5	14.8
1b 12 B 1	40	35	12.3	7	16.9	11.5	15.9	17.5
1b 16 B 1	40	45	16.1	9	24.4	16	25.7	26.8
1b 20 B 1	50	50	19.3	11	27.5	19	29.0	31.2
1b 24 B 1	60	60	25.7	16	36.5	24.5	38.2	40.1
1b 28 B 1	60	70	28.3	17	41.5	30	46.9	48.9
1b 32 B 1	70	75	29.6	19	44.5	30	47.3	50.5

Series 1B-C – Deep pin-channel guide, C-profile mounting (1-part and 2-part)

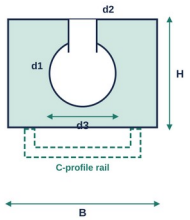

Schematic profile – not to scale

Series 1B with C-profile mounting base. Same dimensions apply to the 2-part version.

Dimensions shown: B, Bc, H, Hc, d1, d2, d3, h1, h2, h3 (mm)

Material: UHMWPE – other grades and colours on request

Range: 14 standard sizes – from 1b 05 3 1 U to 1b 32 B 1 U

C-profile: the mounting rail code (e.g. C-2010) is listed per size; Bc/Hc are the overall width and height including the C-profile.

Type	B	Bc	H	Hc	d1	d2	d3	h1	h2	h3	C-profile
1b 05 3 1 U	27	30	22.5	24	6.6	4	9.3	3.8	5.8	6.8	C-3024
1b 06 B 1 U	27	30	22.5	24	6.6	4	9.3	5.6	8.7	9.9	C-3024
1b 08 3 1 U	27	30	22.5	24	8.0	4	10.8	4.7	7.4	8.3	C-3024
1b 08 4 1 U	27	30	22.5	24	8.0	5	11.8	6.3	9.8	11.2	C-3024
1b 08 5 1 U	27	30	22.5	24	8.7	5	12.8	6.3	10.2	11.3	C-3024
1b 08 B 1 U	27	30	22.5	24	8.7	5	12.8	7.6	11.5	12.7	C-3024
1b 08 6 1 U	27	30	22.5	24	10.4	6	15.4	9.5	13.5	14.8	C-3024
1b 10 B 1 U	27	30	22.5	24	10.4	6	15.4	9.5	13.5	14.8	C-3024
1b 12 B 1 U	27	30	22.5	24	12.3	7	16.9	11.5	15.9	17.5	C-3024
1b 16 B 1 U	41	45	38	40	16.1	9	24.4	16	25.7	26.8	C-4540
1b 20 B 1 U	41	45	38	40	19.3	11	27.5	19	29.3	31.2	C-4540
1b 24 B 1 U	59	65	52	55	25.7	16	36.5	24.5	38.2	40.1	C-6555
1b 28 B 1 U	59	65	52	55	28.3	17	41.5	30	46.9	48.9	C-6555
1b 32 B 1 U	59	65	52	55	29.6	19	44.5	30	47.3	50.5	C-6555

Heavy-Duty, Tall & Round-Channel Guides

Taller and heavier profiles for large chains and long unsupported runs, plus compact round-channel S-series blocks.

Series XA – Tall pin-channel guide, C-profile mounting

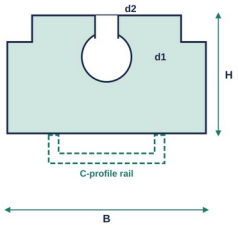

Schematic profile – not to scale

High-support profile for heavy-duty chain runs, supplied with C-profile mounting base.

Dimensions shown: B, Bc, H, Hc, a, d1, d2, d3, h, hc, h1, h2, h3, f (mm)

Material: UHMWPE – other grades and colours on request

Range: 5 standard sizes – from A 06 B 1 C to A 16 B 1 C

C-profile: the mounting rail code (e.g. C-2010) is listed per size; Bc/Hc are the overall width and height including the C-profile.

Type	B	Bc	H	Hc	a	d1	d2	d3	h	hc	h1	h2	h3	f	C-profile
A 06 B 1 C	20	20	25	27	1.4	6.6	4	9.6	15	17	5.6	8.7	9.9	17	C-2010
A 08 B 1 C	20	20	28	30	2	9.2	5	12.5	16	18	7.6	11.5	12.7	17	C-2010
A 10 B 1 C	20	20	34	36	2.5	10.8	6	15.5	19	21	9.5	13.5	14.8	17	C-2010
A 12 B 1 C	28	28	38	40.5	2.5	12.5	7	16.9	21.5	24	11.5	15.9	17.5	24	C-2812
A 16 B 1 C	38	38	50	53	3	16.1	9	24.4	31	34	16	25.7	26.8	33	C-3818

Series 1D-C – Tall deep-channel guide, C-profile mounting

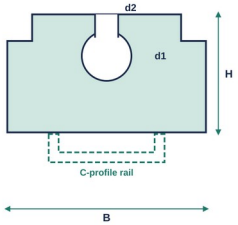

Schematic profile – not to scale

Tall version of the deep pin-channel guide for large chain sizes.

Dimensions shown: B, Bc, H, Hc, d1, d2, d3, h1, h2, h3, f (mm)

Material: UHMWPE – other grades and colours on request

Range: 14 standard sizes – from 1d 05 31 C to 1d 32 B1 C

C-profile: the mounting rail code (e.g. C-2010) is listed per size; Bc/Hc are the overall width and height including the C-profile.

Type	B	Bc	H	Hc	d1	d2	d3	h1	h2	h3	f	C-profile
1d 05 31 C	20	20	19.5	21	6.6	4	9.3	3.8	5.8	6.8	17	C-2010
1d 06 B1 C	20	20	19.5	21	6.6	4	9.3	5.6	8.7	9.9	17	C-2010
1d 08 31 C	20	20	19.5	21	8.0	4	10.8	4.7	7.4	8.3	17	C-2010
1d 08 41 C	24	28	29.5	32	8.0	5	11.8	6.3	9.8	11.2	23	C-2816
1d 08 51 C	24	28	29.5	32	8.7	5	12.8	6.3	10.2	11.3	23	C-2816
1d 08 B1 C	24	28	29.5	32	8.7	5	12.8	7.6	11.5	12.7	23	C-2816
1d 08 61 C	30	28	29.5	32	10.4	6	15.4	6.3	10.3	11.7	23	C-2816
1d 10 B1 C	30	28	29.5	32	10.4	6	15.4	9.5	13.5	14.8	23	C-2816
1d 12 B1 C	40	38	40.5	43	12.3	7	16.9	11.5	15.9	17.5	33	C-3818
1d 16 B1 C	40	38	48.5	50	16.1	9	24.4	16	25.7	26.8	33	C-3818
1d 20 B1 C	50	60	52.5	55	19.3	11	27.5	19	29.3	31.2	55	C-6026
1d 24 B1 C	60	60	62.5	65	25.7	16	36.5	24.5	38.2	40.1	55	C-6026
1d 28 B1 C	60	60	77.5	80	28.3	17	41.5	30	46.9	48.9	55	C-6026
1d 32 B1 C	70	60	77.5	80	29.6	19	44.5	30	47.3	50.5	55	C-6026

H-Series – Low-profile plate guide, C-profile mounting

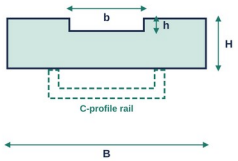

Schematic profile – not to scale

Thin low-profile guide strip for tight installations.

Dimensions shown: B, Bc, H, Hc, h, b (mm)

Material: UHMWPE – other grades and colours on request

Range: 10 standard sizes – from 1 H 05C to 12 H 20C

C-profile: the mounting rail code (e.g. C-2010) is listed per size; Bc/Hc are the overall width and height including the C-profile.

Type	B	Bc	H	Hc	h	b	C-profile
1 H 05C	20	24	5	6	0.8	22	C-2452
1 H 10C	20	24	10	11	5.8	22	C-2452
3 H 10C	20	20	10	14	4	17	C-2010
3 H 15C	20	20	15	17	7	17	C-2010
3 H 18C	20	20	18	20	10	17	C-2010
5 H 10C	28	28	10	15	3	24	C-2812
5 H 15C	28	28	15	18	6	24	C-2812
9 H 12C	38	38	12	22	4	33	C-3818
9 H 20C	38	38	20	25	7	33	C-3818
12 H 20C	60	60	20	30	10	55	C-6020

Series S – Round-channel guide

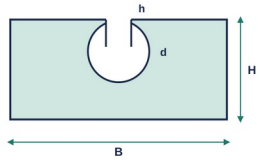

Schematic profile – not to scale

Compact block guide with a round channel and slot opening.

Dimensions shown: B, H, h, d (mm)

Material: UHMWPE – other grades and colours on request

Range: 5 standard sizes – from S 6 to S 16

Type	B	H	h	d
S 6	30	15	7	7
S 8	35	20	9.5	9.5
S 10	45	25	12	12
S 13	55	30	15	15
S 16	65	35	18.5	18.5

Series S-C1 – Round-channel guide, C-profile mounting

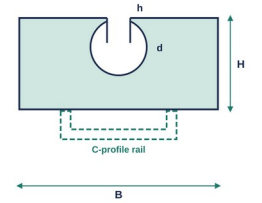

Schematic profile – not to scale

Series S with C-profile mounting base.

Dimensions shown: B, Bc, H, Hc, h, d (mm)

Material: UHMWPE – other grades and colours on request

Range: 5 standard sizes – from S C1 6 to S C1 16

C-profile: the mounting rail code (e.g. C-2010) is listed per size; Bc/Hc are the overall width and height including the C-profile.

Type	B	Bc	H	Hc	h	d	C-profile
S C1 6	30	28	15	20	7	7	C-2812
S C1 8	35	38	20	25	9.5	9.5	C-3818
S C1 10	45	38	25	30	12	12	C-3818
S C1 13	55	60	30	36	15	15	C-6020
S C1 16	65	60	35	41	18.5	18.5	C-6020

Series S-C2 – Tall round-channel guide, C-profile mounting

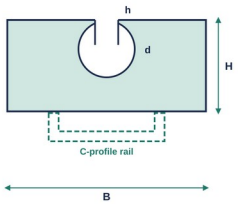

Schematic profile – not to scale

Raised round-channel profile with C-profile mounting base.

Dimensions shown: B, Bc, H, Hc, c, d, e, hc, h1, h2, h3, h4, f (mm)

Material: UHMWPE – other grades and colours on request

Range: 5 standard sizes – from S C2 6 to S C2 16

C-profile: the mounting rail code (e.g. C-2010) is listed per size; Bc/Hc are the overall width and height including the C-profile.

Type	B	Bc	H	Hc	c	d	e	hc	h1	h2	h3	h4	f	C-profile
S C2 6	45	38	42.5	45	21.5	7	34.5	37	4.5	11.5	19.5	7	33	C-3818
S C2 8	50	38	47.5	50	28.5	9.5	38	40	5	14.5	23.5	9.5	33	C-3818
S C2 10	50	38	57.5	60	35.5	12	43.5	46	8.5	20.5	31	12	33	C-3818
S C2 13	60	60	72.5	75	45.5	15	54.5	57	10.5	25.5	39	15	55	C-6020
S C2 16	70	60	82.5	85	56	18.5	58.5	61	15	33.5	51	18.5	55	C-6020

Series S-C3 – Tall round-channel guide (variant), C-profile mounting

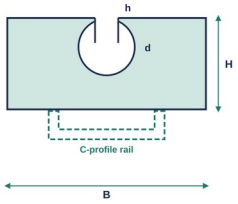

Schematic profile – not to scale

Alternative raised round-channel profile with C-profile mounting base.

Dimensions shown: B, Bc, H, Hc, c, d, h, hc, h1, h2, h3, h4, f (mm)

Material: UHMWPE – other grades and colours on request

Range: 5 standard sizes – from S C3 6 to S C3 16

C-profile: the mounting rail code (e.g. C-2010) is listed per size; Bc/Hc are the overall width and height including the C-profile.

Type	B	Bc	H	Hc	c	d	h	hc	h1	h2	h3	h4	f	C-profile
S C3 6	27	38	32	33.5	7.3	7	22	23.5	4.5	11.5	19.5	7	17	C-3818
S C3 8	32	38	40	42	9.8	9.5	27.5	29.5	5	14.5	23.5	9.5	23	C-3818
S C3 10	42.5	38	54	56.5	12	12	37	39.5	8.5	20.5	31	12	33	C-3818
S C3 13	60	60	68	70.5	15.8	15	47	49.5	10.5	25.5	39	15	55	C-6020
S C3 16	70	60	78	80.5	19.3	18.5	53.5	56	15	33.5	51	18.5	55	C-6020

Belt Guides (Flat, V and Round)

Guides sized for common flat, V and round drive belts, with or without C-profile mounting.

Flat-belt guide

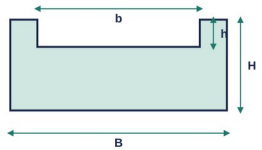

Schematic profile – not to scale

Wide shallow channel for flat belts. H shown as – is available on request.

Dimensions shown: B, H, b, h (mm)

Material: UHMWPE – other grades and colours on request

Range: 12 standard sizes – from K 20 x 15 to K 40 x 60

Type	B	H	b	h
K 20 x 15	24	12	16	2
K 20 x 20	29	12	21	2
K 20 x 25	34	12	26	2
K 25 x 20	29	14	21	2.5
K 25 x 30	39	14	31	2.5
K 25 x 40	49	14	41	2.5
K 30 x 30	39	15	31	3
K 30 x 40	49	15	41	3
K 30 x 50	59	–	51	3
K 40 x 40	49	–	41	4
K 40 x 50	59	–	51	4
K 40 x 60	69	–	61	4

Flat-belt guide, C-profile mounting

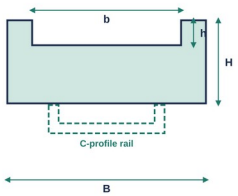

Schematic profile – not to scale

Flat-belt guide with C-profile mounting base.

Dimensions shown: B, Bc, H, Hc, b, h (mm)

Material: UHMWPE – other grades and colours on request

Range: 12 standard sizes – from K 20 x 15 C to K 40 x 60 C

C-profile: the mounting rail code (e.g. C-2010) is listed per size; Bc/Hc are the overall width and height including the C-profile.

Type	B	Bc	H	Hc	b	h	C-profile
K 20 x 15 C	24	20	15	18	16	2	C-2010
K 20 x 20 C	29	28	18	21	21	2	C-2812
K 20 x 25 C	34	28	18	21	26	2	C-2812
K 25 x 20 C	29	28	18	21	21	2.5	C-2812
K 25 x 30 C	39	38	22	26	31	2.5	C-3818
K 25 x 40 C	49	38	22	26	41	2.5	C-3818
K 30 x 30 C	39	38	22	26	31	3	C-3818
K 30 x 40 C	49	38	22	26	41	3	C-3818
K 30 x 50 C	59	60	25	29	51	3	C-6020
K 40 x 40 C	49	38	25	29	41	4	C-3818
K 40 x 50 C	59	60	25	29	51	4	C-6020
K 40 x 60 C	69	60	28	32	61	4	C-6020

V-belt guide

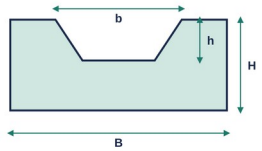

Schematic profile – not to scale

Tapered channel sized to standard V-belt sections.

Dimensions shown: B, H, b, h (mm)

Material: UHMWPE – other grades and colours on request

Range: 9 standard sizes – from K 8 F to K 40 E

Type	B	H	b	h
K 8 F	20	10	6	3.5
K 10 Z	20	10	7.2	4.5
K 13 A	20	12	9.2	6
K 17 B	30	15	11.5	8
K 20 G	30	20	13.5	9
K 22 C	35	20	14.5	10.5
K 25 H	40	25	16.5	12
K 32 D	50	30	21	16
K 40 E	60	35	26	21

V-belt guide, C-profile mounting

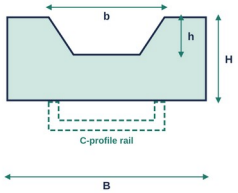

Schematic profile – not to scale

V-belt guide with C-profile mounting base.

Dimensions shown: B, Bc, H, b, h, Hc (mm)

Material: UHMWPE – other grades and colours on request

Range: 9 standard sizes – from K 8 F C to K 40 E C

C-profile: the mounting rail code (e.g. C-2010) is listed per size; Bc/Hc are the overall width and height including the C-profile.

Type	B	Bc	H	b	h	Hc	C-profile
K 8 F C	20	20	10	6	3.5	15	C-2010
K 10 Z C	20	20	15	7.2	4.5	18	C-2010
K 13 A C	25	28	18	9.2	6	22	C-2812
K 17 B C	30	28	18	11.5	8	24	C-2812
K 20 G C	30	28	18	13.5	9	24	C-2812
K 22 C C	35	38	25	14.5	10.5	30	C-3818
K 25 H C	40	38	25	16.5	12	32	C-3818
K 32 D C	60	60	35	21	16	40	C-6020
K 40 E C	60	60	35	26	21	40	C-6020

Round-belt guide

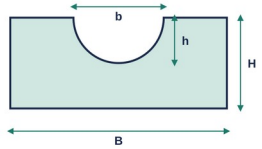

Schematic profile – not to scale

Semi-circular channel for round belts.

Dimensions shown: B, H, b, h (mm)

Material: UHMWPE – other grades and colours on request

Range: 8 standard sizes – from K 50 KM 5 to K 200 KM 20

Type	B	H	b	h
K 50 KM 5	20	10	6	3
K 63 KM 6	20	10	8	4
K 80 KM 8	20	12	10	5
K 95 KM 10	25	15	12	6
K 125 KM 12	30	20	14	8
K 150 KM 15	35	25	18	10
K 180 KM 18	40	25	20	12
K 200 KM 20	45	30	22	13

Round-belt guide, C-profile mounting

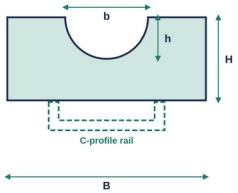

Schematic profile – not to scale

Round-belt guide with C-profile mounting base.

Dimensions shown: B, Bc, H, b, h, Hc (mm)

Material: UHMWPE – other grades and colours on request

Range: 8 standard sizes – from K 50 KM 5 C to K 200 KM 20 C

C-profile: the mounting rail code (e.g. C-2010) is listed per size; Bc/Hc are the overall width and height including the C-profile.

Type	B	Bc	H	b	h	Hc	C-profile
K 50 KM 5 C	20	20	10	6	3	15	C-2010
K 63 KM 6 C	20	20	15	8	4	18	C-2010
K 80 KM 8 C	20	20	15	10	5	18	C-2010
K 95 KM 10 C	25	28	15	12	6	20	C-2812
K 125 KM 12 C	28	28	15	14	8	20	C-2812
K 150 KM 15 C	33	38	20	18	10	25	C-3818
K 180 KM 18 C	38	38	20	20	12	25	C-3818
K 200 KM 20 C	38	38	25	22.5	13	30	C-3818

Ordering & Contact

To request a quotation please send us:

- Type code from the tables (e.g. 1 08 B 1, 1G 10 B 1 C)
- Required length and quantity
- Colour or material if different from standard UHMWPE
- Whether C-profile rail is required, and the rail length
- Chain or belt designation, and any drawing or sample

Custom profiles, special lengths, drilled or countersunk guides and machined parts are available on request.

Diode Trading EST

Sammam Althunai Commercial Establishment
Registered office: 4th St, Al Khobar Al Janubiyah, PO Box 31952, Al Khobar, Saudi Arabia
Warehouse: Al Khalidiyah Ash Shamaliyah, Dammam 32231
Web: diode.sa | Instagram: instagram.com/diodetradingest
CR: 2051245534 | VAT: 300541061800003

Dimensions and specifications are for guidance and may be changed without notice. Please confirm all dimensions before ordering.